

YOUR DOLLARS AT WORK



The last few years have been challenging, but your support this year allowed us to be responsive and ensured that people experiencing homelessness, poverty and trauma continued to have access to all CUPS services.

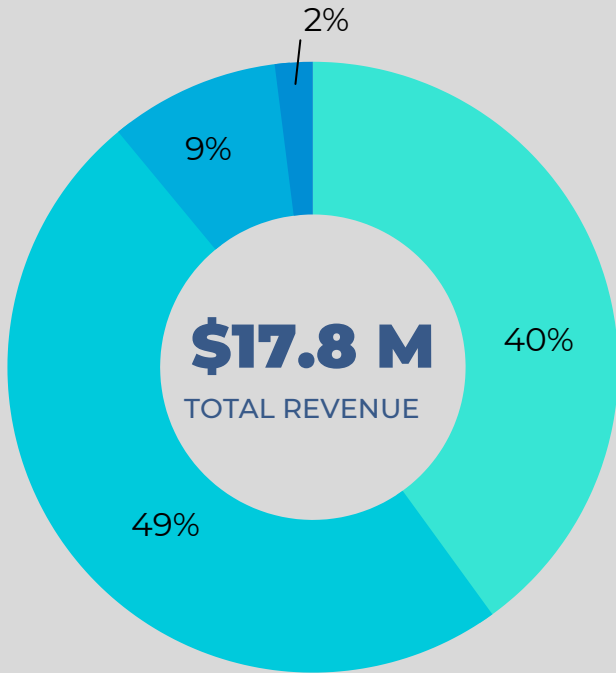
Our annual results of operations were total revenue of \$17.8 million and total expenses of \$18.2 million resulting in a deficiency of revenue over expenses of \$351,203.

CUPS continues to have a solid overall financial position. We are positioned for long-term financial sustainability with a year-end fund balance of \$17.6 million, comprised of \$12.3 million in capital assets (including two wholly-owned properties), \$1.3 million in a long-term sustainability fund, and \$2.1 million in working capital.

Together with the generosity and support of our donors, we are helping Calgarians beat the cycle of trauma and poverty and build more resilient lives.

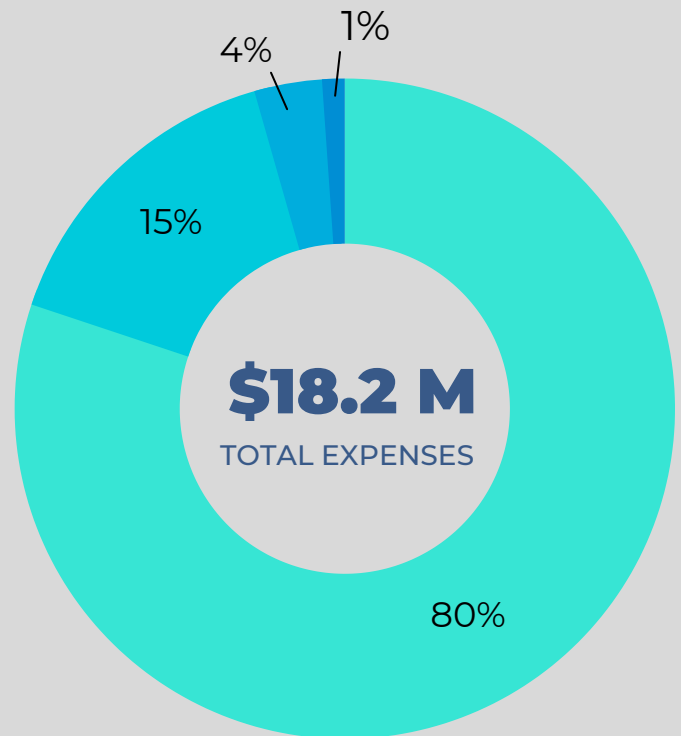
Our full audited financial statements are [available here](#).

FINANCIAL HIGHLIGHTS



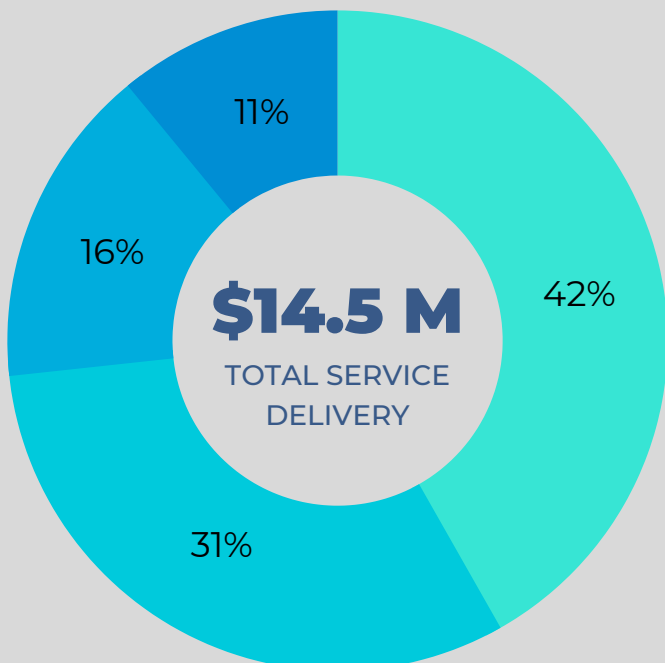
FUNDING SOURCES

- COMMUNITY PARTNERS & FOUNDATIONS
- GOVERNMENT
- DONATIONS, FUNDRAISING, OTHER
- COVID-SPECIFIC COMMUNITY SUPPORT



FUNDING USE

- INTEGRATED CARE
- ADMINISTRATION
- AMORTIZATION
- FUNDRAISING



INTEGRATED CARE

- PHYSICAL AND MENTAL HEALTH SERVICES
- ECONOMIC SUPPORTS
- SOCIAL EMOTIONAL SUPPORTS
- DEVELOPMENTAL RESOURCES